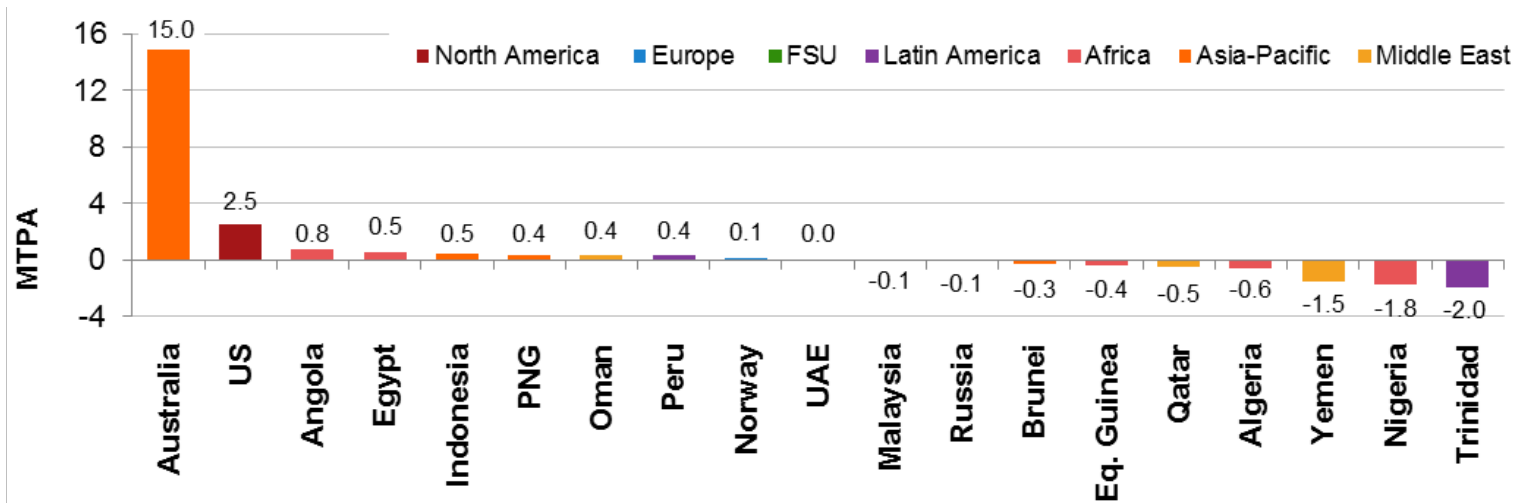


# 2017 World LNG Report

- LNG Trade
- Liquefaction Plants
- LNG Carriers
- LNG Receiving Terminals
- LNG Industry in Years Ahead
- Appendix



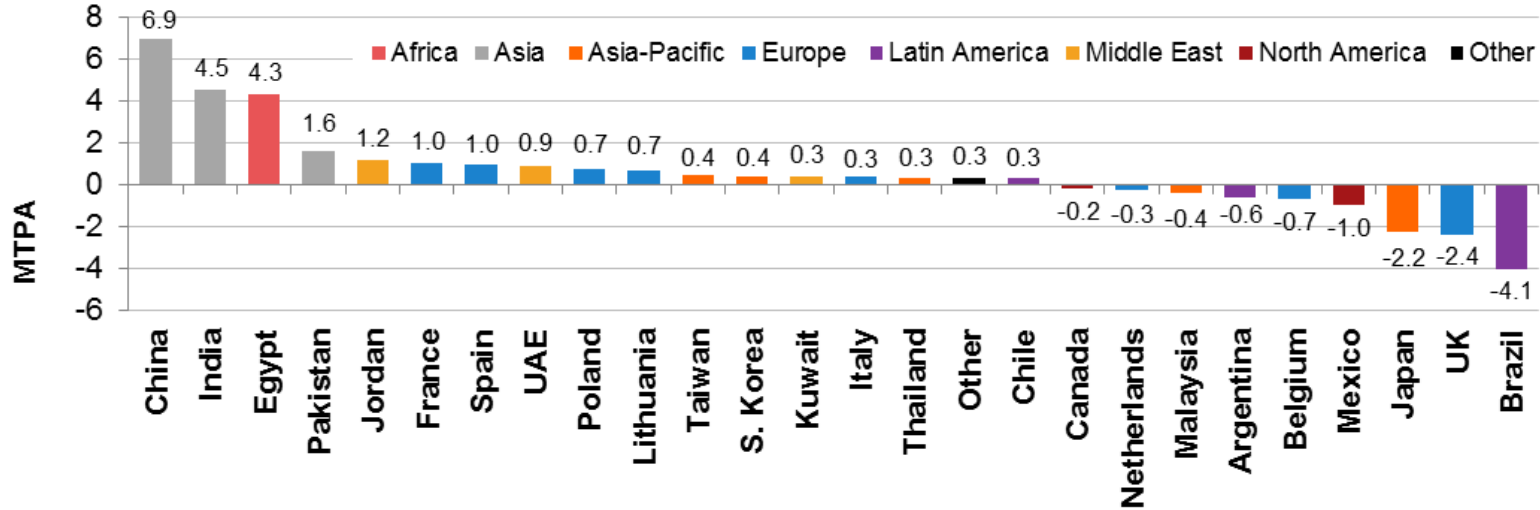
# Supply Reaches 258 MT



- Growth led by Australian new projects – Gorgon; AP LNG; QC LNG; Gladstone LNG
- US ramp-up has begun with Sabine Pass T1/T2
- Supply restrictions at Trinidad and disruptions in Yemen and Nigeria

Source: IHS, IGU

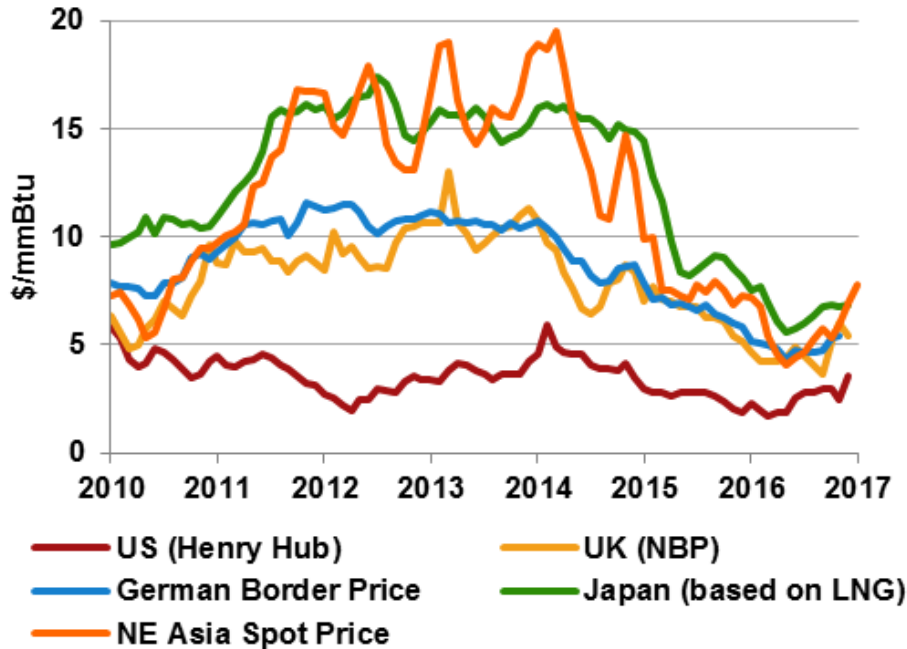
# Demand Reaches 258 MT



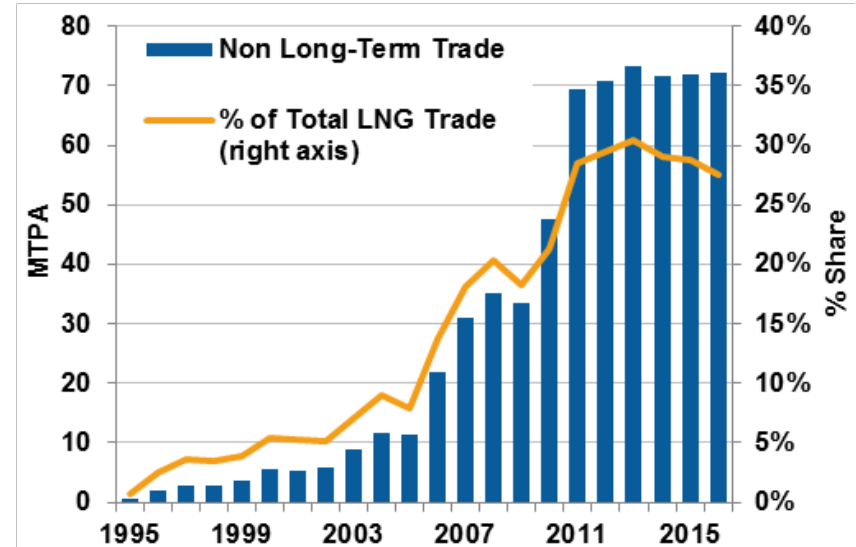
- Growth led by China, India, Egypt
- Brazil had largest decrease due to good hydro year
- UK shed volumes to higher priced Asian markets, although Japan also declined

Source: IHS, IGU

# Price and Non Long-term Trade



Source: IHS, Cedigaz, US DOE



Source: IHS, IGU

# Gorgon LNG



Gorgon LNG – Courtesy Chevron

# Sabine Pass LNG



Sabine Pass LNG – Courtesy Cheniere Energy

# First Icebreaker Tanker



YAMAL LNG CARRIER "Christophe de Margerie" - Courtesy SCF-GROUP

# First LNG Bunkering Vessel



ENGIE/NYK/MC "ENGIE ZEEBRUGGE" - Courtesy of ENGIE, Mitsubishi Corporation and NYK



# LNG – Panama Canal Crossing



Kita LNG Carrier - Courtesy of Cardiff TMS

# New Terminal in Largest Market



Hitachi LNG Terminal – Courtesy of Tokyo Gas

# Largest New Terminal in 2016



Dunkirk LNG Terminal First Delivery – Courtesy TOTAL



27th WORLD GAS  
CONFERENCE  
WASHINGTON DC

JUNE 25-29  
2018



**500**

SPEAKERS



**12,000+**

ATTENDEES



**600**

ORGANIZATIONS



**100**

COUNTRIES



**40,000m<sup>2</sup>**

EXHIBITION

HOST ASSOCIATION



PROUDLY SUPPORTED BY



HOST PARTNERS



**ExxonMobil**

**FUELING THE FUTURE**

[www.wgc2018.com](http://www.wgc2018.com)