

***SESSION VI:
CLIMATE CHANGE AND
ENERGY EFFICIENCY POLICIES***

A European regulator's perspective

Valeria Termini co-moderator

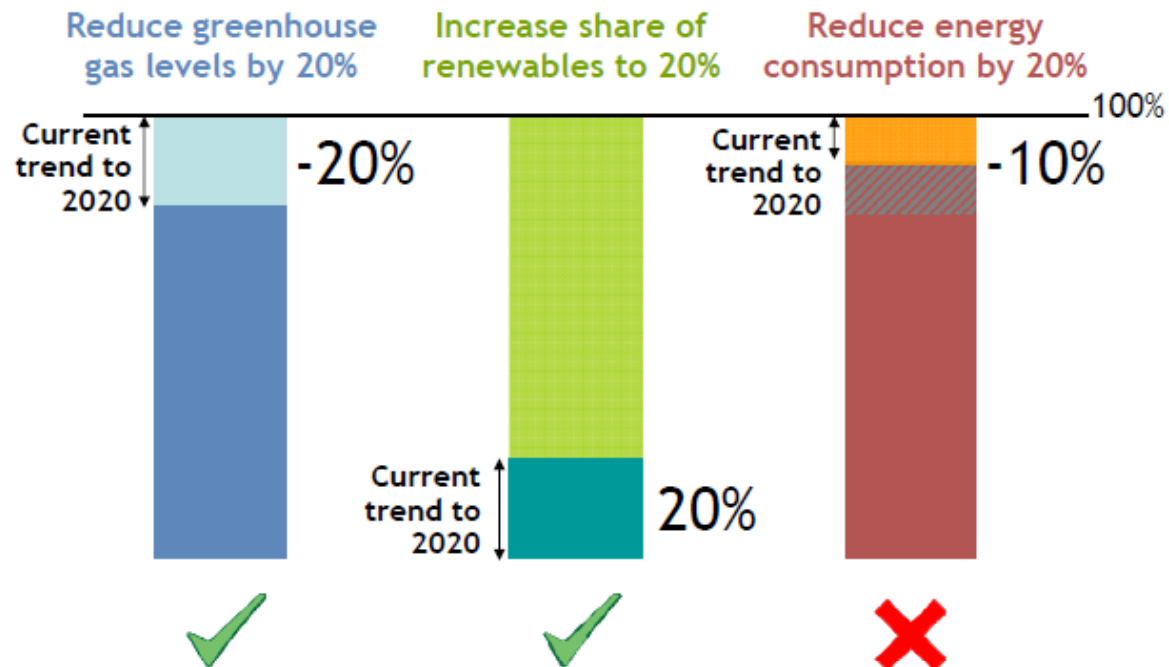
Commissioner – Regulatory Authority for Electricity and Gas - Italy



Eu 20-20-20 goals for energy 2020

EU has three goals for 2020:

- 1) -20% reduce greenhouse levels;*
- 2) +20% increase share of renewables;*
- 3) -20% reduce energy consumption.*



Energy Efficiency Policy

- **Different instruments among EU countries:** traditional measures prevail (fiscal incentives, labelling and codes) but new and innovative policies being adopted by some countries (e.g. Tradable White Certificates in the UK, Italy, France and Poland)
- Move towards the adoption of a EU common policy framework: **recent proposal for a new Directive on Energy Efficiency** to fill the gap between the 20% target and energy savings delivered so far by existing policies
- **Non-binding targets but binding measures!**



EU new directive on EE – proposal

June 2011

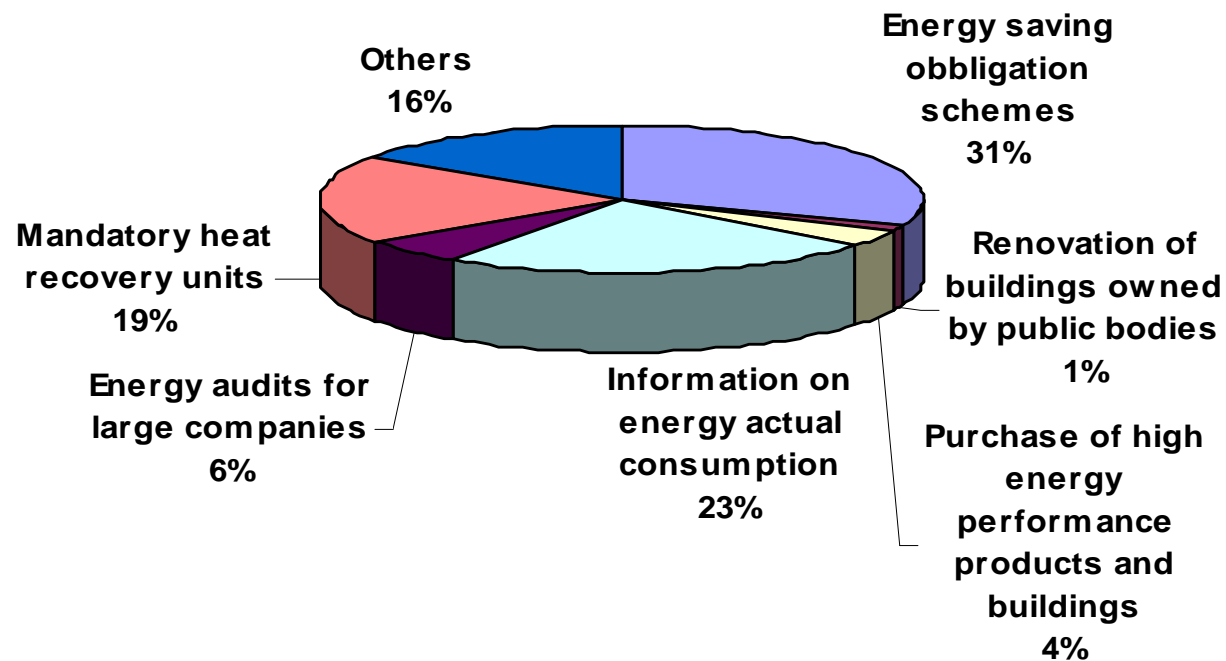
Non-binding national targets, however very specific obligations:

- **Public sector**
 - Legal obligation to purchase high energy performance products and to renovate each year at least 3% of owned buildings
- **Energy Sector**
 - **Energy saving obligation** on energy utilities to save every year an equivalent of 1.5% of their energy sales
 - **Mandatory CHP** for new generation capacity and high-heat-demand industrial installations
 - **Network regulation** to enable energy efficient solutions and technologies (e.g.: demand response, dynamic pricing, ...)
 - Promotion of **energy services companies** (ESCOs)
- **Consumers**
 - **Empowering final consumers** via an easier access to consumption and price data and a more frequent and informative billing
 - **Mandatory energy audits** for large companies



New EU directive: breakdown by policy

The 20% savings objective for EU27 agreed by the European Council translates into a reduction of primary energy use by 368 Mtoe in 2020.

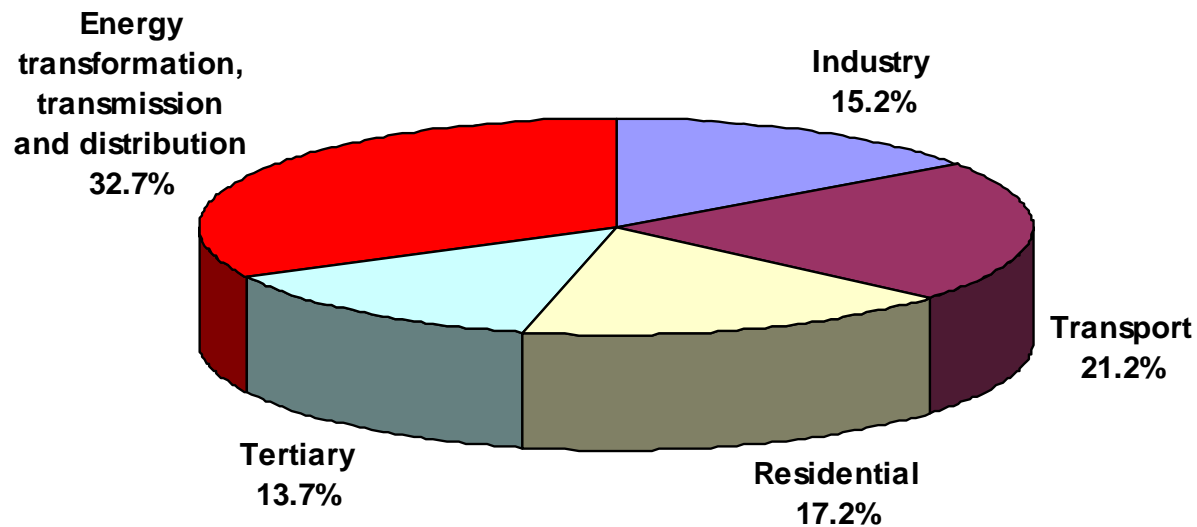


Source: based on the EU Commission Impact Assessment accompanying the proposal



New EU Directive: breakdown by sector

The 20% savings objective for EU27 agreed by the European Council translates into a reduction of primary energy use by 368 Mtoe in 2020.



Source: based on the EU Commission Impact Assessment accompanying the proposal



1. The economics of the new directive (a)

EU vs. National budget

 Total burden on national budgets

Cost-recovery issues

- Existing Tradable White Certificates (TWCs) mechanisms are financed through:
 - network tariffs (Italy)
 - passed-through into retail prices (UK)
 - passed-through into retail prices not allowed by regulator (France)
- Cost of compliance can be estimated in the range of 1-3 Eurocent/KWh for companies
- An assessment of a common White Certificate scheme at EU level has shown that such system would create excessive administrative costs

Impact of the new directive on EU ETS market



1. The economics of the new directive (b)

Expected economic benefits

- Energy procurement cost reduction (lower bills for households and firms => competitiveness)
- < energy import dependence
- Technological innovation
- New business opportunity (ESCO)



Economic expansion



2. GOVERNANCE OF EE (a)

EU framework vs national implementation ...Top down again ??

- Regulators are considering the trade-off between a common framework for coherent and mutually reinforcing mechanisms and different national mechanisms
- Example of a locally based best practice: a market approach to EE (Italy, France, Poland)

Eu average cost of energy saving (2.6 Euro cents/KWh) vs.
Italy av cost of energy saving (TEE) (1.7 Euro cents/Kwh)



3. GOVERNANCE OF EE (b)

Network regulation – local and EU ?

- The development of demand solutions for consumers, the integration of distributed generation and energy storage require adapting network regulations to smart grids
- Network regulation should ensure that the most energy efficient solutions in network operations, management and the dispatch of generation resources are available and systematically applied
- Network regulation better reflecting energy efficiency performance criteria will result in:
 - Savings from demand response
 - Saving from integration of distributed generation
 - Savings from reduced network losses



Hints for discussion-1

- **Energy efficiency obligation schemes:**
 - a **minimum energy efficiency obligation** would best serve the purpose of the Directive instead of a common one (because of differences in Member States) ?
 - basic common criteria are needed –i.e. measurement, monitoring and verification criteria- to quantify and verify energy savings across Member States ?



Hints for discussion-2

Regulatory tools

What is the most effective mix of regulatory tools to achieve energy efficiency? Locally defined ?

- Market approach
- Obligations and sanctions
- Stakeholders involvement

An example of good mix in Italy: TEE, to promote innovation and get EE results, involving stakeholders



Hints for discussion-3

Roles for Regulators - today

- **Some European Energy Regulators don't have relevant competences on energy efficiency matters; these rest mainly with the government and ad hoc governmental agencies.**
- **Some Energy Regulators play a role in the management of market-based schemes and/or in the roll-out of smart meters**
- **Regulators responsible for network tariffs: cost-reflective, no incentives for increased sales**
- **Some regulators responsible for billing: importance of clarity and enabling customers can understand**
- **Some regulators involved in information dissemination activities to raise public awareness on energy-saving practices.**



Role for Energy Regulators – Tomorrow?

- **ACER role** will make it easier for national regulators to contribute to the overall effort of achieving energy savings and to ensure proper market functioning at the same time.
- **In particular, where energy efficiency incentive schemes are financed via energy tariffs, national energy regulators should be directly responsible** for the definition of the technical and economic regulation of these schemes since they impact on the cost-effectiveness of such schemes and, thus, contribute to determining their impact on energy tariffs and final consumers



Possible conclusion

EU is a market of 450 million people, about 23 million companies, 99% of which are SMEs.

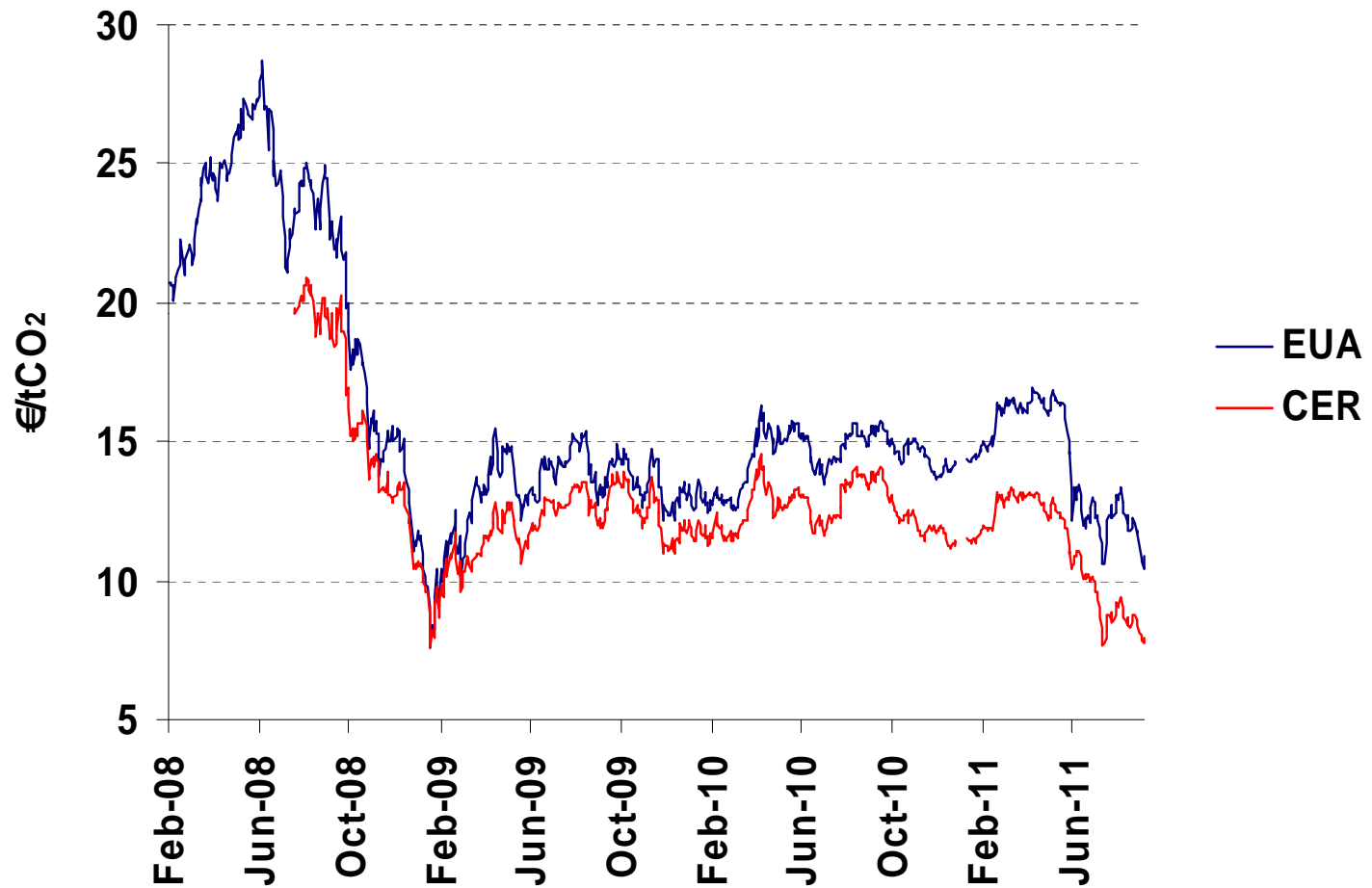
It's a large test bed for the coordination of energy policies, and one that should give good results in terms of job creation and growth, especially in a difficult moment such as the one we are living



Annex



Trends of carbon prices



Co-decision negotiations: EU Commission, Parliament and Council

- **Proposal** for a new directive: only the Commission may put forward legislative proposals
- **European Parliament first reading:** this position, prepared by a rapporteur, is discussed and amended within the relevant parliamentary committee, then debated in plenary session, where it is adopted by a simple majority
- **Amended Commission proposal:** the Commission can alter its legislative proposal, enabling it to incorporate European Parliament amendments which, in its view, improve the initial proposal and/or are likely to facilitate an agreement
- **European Council first reading:** it makes its position known after preparatory work has taken place within working parties made up of experts from the Member States and chaired by the Member State holding the six-monthly Presidency of the Council
- **Informal dialogues** at technical or political level (EU Commission, Parliament and Council)
- **Agreement on the final text**



An example of best practice national implementation: TEE (energy efficiency certificate) mechanism in Italy

- TEE have been established on 2004, specifying national quantitative targets of energy efficiency improvement;
- Electricity and gas distributors (DISCOs) with over 50,000 customers are required to achieve energy saving obligations;
- The national regulator (AEEG) certifies each project of energy efficiency and assigns TEE in accordance to energy saved;
- DISCOs may achieve their energy efficiency improvements both by implementing energy efficiency projects (and gaining TEE) and by purchasing TEE from other parties;
- GME, the Italian market operator, organises and manages the Energy Efficiency Certificates Market.

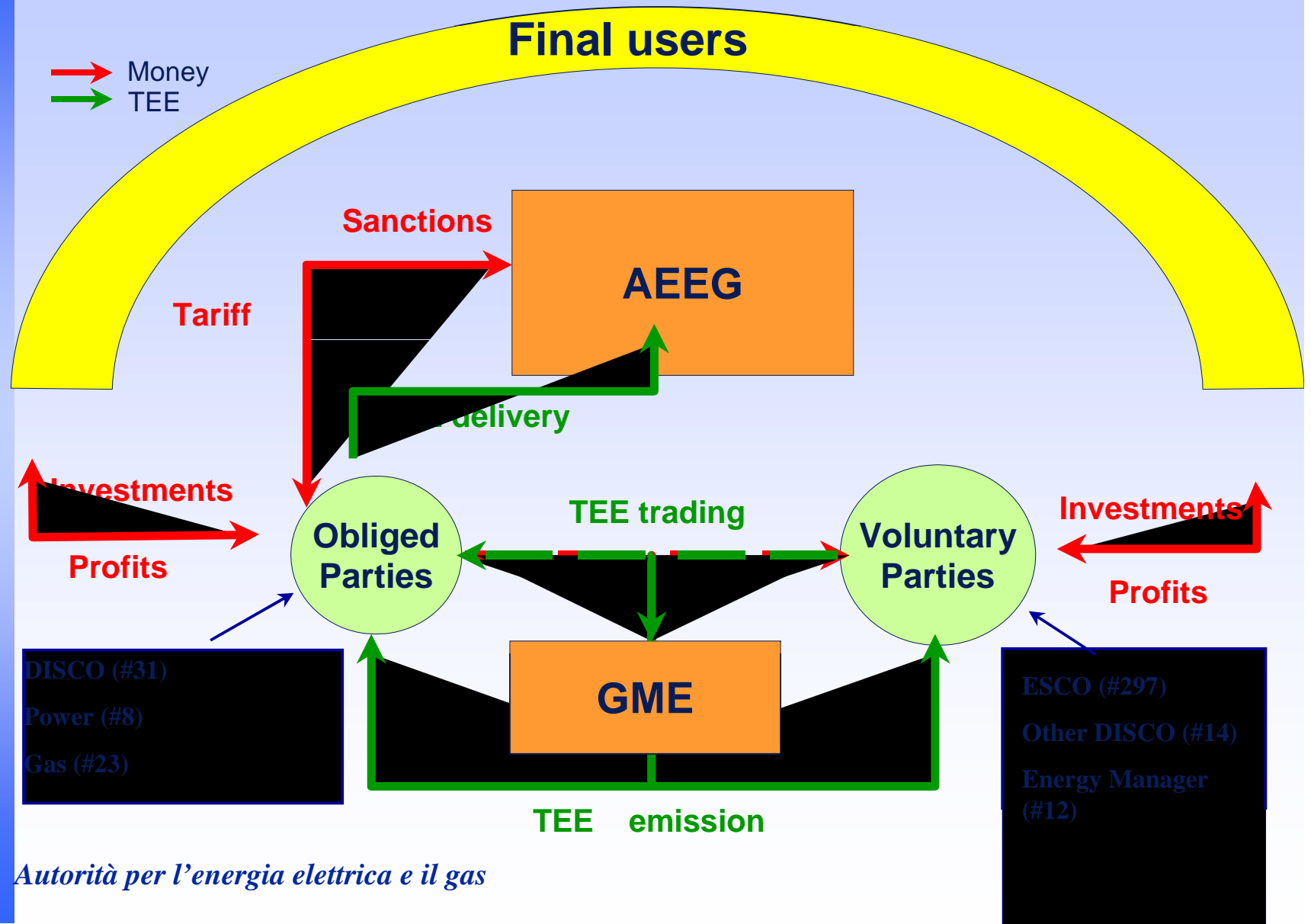


Cost-recovery of the italian TEE mechanism

- The cost supported by DISCOs to achieve energy saving obligations is recovered in distribution tariffs
- AEEG, setting distribution tariffs, considers the cost of TEE paid by the distribution utilities
- DISCOs not fulfilling their obligations have to pay sanctions defined by AEEG



Regulatory Mechanism



Autorità per l'energia elettrica e il gas

TEE Market

Four TEE types are traded in the market:

- 1) Electricity
- 2) Gas
- 3) Other fuels (no traction)
- 4) Other fuels (only traction)

Tariff payed to obliged DISCO is:

from 2005 to 2008 = 100.00 €/TOE

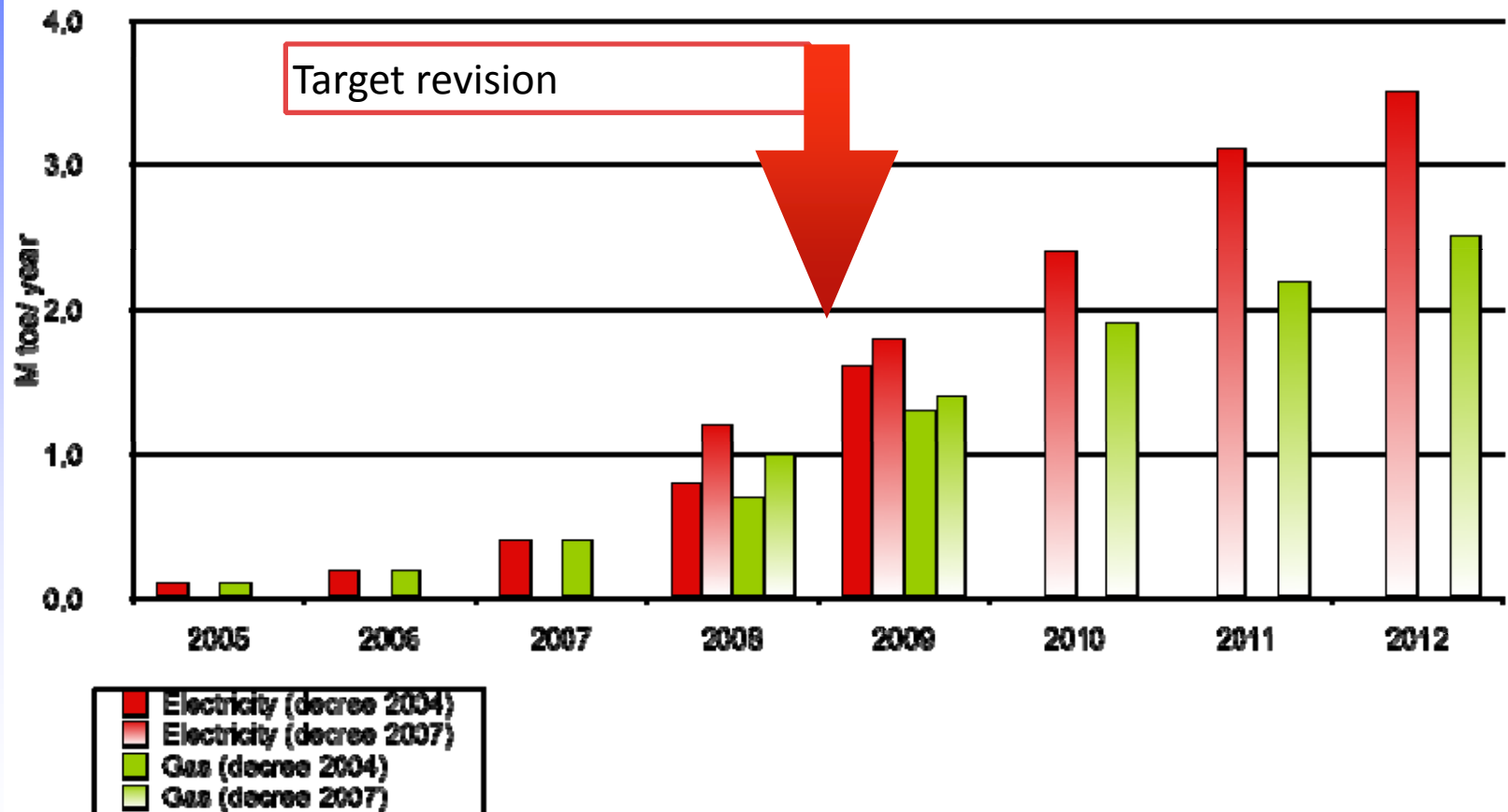
in 2009 = 89.92 €/TOE

in 2010 = 92.22 €/TOE



Targets program

Energy savings (cumulative)



Main results

- Energy savings: 7 TWh per year (= 2% of domestic consumption)
- Carbon savings: 4 Mt CO₂
- Total savings 2005- May 2011: 9.6 M Toe
 - Electricity : 68%
 - Gas: 24%
 - Other fuels: 8%
- Total Cost: 531 M Euros
- Average Cost: 1.7 Euro cents/ kWh
- EU average cost: 2.6 Euro cents/kWh



Role of AEEG

- Definition of Guidelines
- Energy saving project evaluation
- Controls on realized projects
- Control of specific targets achievement by DISCO
- Sanctions
- Annual Report

